



THE ADFC APPLICATION PROCESS




YOUR OPPORTUNITIES UNLIMITED (YOU) SESSION

-  Complete the Job Opportunities Assessment
-  Book a Careers Coach Session
-  Upload Eligibility Documents to Candidate Hub



FURTHER EVALUATIONS *(if required)*
Call **13 19 02** to book

ASSESSMENT SESSION COMPONENTS

-  Psychological Interview
-  Defence Interview
-  Full Medical Examination

GENERAL ENTRY

A board will conduct an additional review for these applications:

- Navy Gap Year
- Airborne Electronics Analyst
- Crew Attendant
- Load Master
- Commando

OFFICER ENTRY



AVIATION SCREENING PROGRAM

(for Aviation stream candidates only)

2 Day Flight Simulator assessment on base

OFFICER SELECTION BOARD

(for all Officer entry candidates)



PRE-ENTRY FITNESS ASSESSMENT



Check specific fitness requirements for your preferred service:

<https://www.adfcareers.gov.au/-/media/DFR/Files/Training-for-the-PFA-Brochure.pdf>

For guidance and practice, download the ADF Active App on Google Play and App Store.

ENLISTMENT *(General Entry, Trades)* APPOINTMENT *(Officer Entry)*



Undergo a final medical check

Join family and friends for the ceremony

Head straight to Initial Military Training as an official member of the ADF

For further information please visit: www.adfcareers.gov.au/joining/how-to-join/recruitment-process

Post Certified True Copy Documents to:
Locked Bag 12000
A'Beckett Street
Melbourne, Victoria, 8006

Call us on: 13 19 02

YOUR PROGRESS CHART



01. Complete YOU Session

- Complete my Job Opportunities Assessment (JOA)
- Complete my Careers Coaching Session
- Submit the Online Medical History Questionnaire Part A and B



02. Check my Eligibility

Upload to my Candidate Hub*

- Photo ID*
- Birth Certificate*
- Proof of Australian Citizenship*
- Education*
- Resume (for Officer Entry or Trades)*
- Book Further Evaluations (*if applicable for your job preferences*)
- Checkable Background Pre-Screening Form

Please contact 13 19 02 to speak with a Recruiter about eligibility for your job preferences.



03. Prepare for Assessment Session

- Call **13 19 02** to confirm your preferences for Assessment
Your local ADF Careers Centre will then contact you to book an Assessment session.
- Read the **Important Information for all Candidates Booklet**
- Read the **Medical Process**
- Individual or group mentoring for Assessment Preparation
- Utilise the ADF Active App to conduct a practice Pre-Entry Fitness Assessment



04. Book and Complete your Assessment Session

- Fill out the Nationally Coordinated Criminal History Check Form (*Link in booking confirmation email*)
- Bring my original / Certified True Copy eligibility documents to my session
- Complete my Psychological Interview
- Complete my Defence Interview
- Complete my Medical Examination

This is a great milestone, stay motivated!



General Entry (GE Candidate)

- Selection Board Review**
Only for Candidates applying for specific roles. Your Recruiter will advise if this is required.



Officer Entry (OE Candidate)

- For Aviation candidates only:*
Complete the Aviation Screening Program (ASP)
- Complete an Officer Selection Board (OSB)



05. Complete a fitness test

- Pass the Pre-Entry Fitness Assessment (PFA)

Well Done! You've come a long way! Almost there



06. Attend Enlistment / Appointment Day

Congratulations! You are ready to start your rewarding career with the Australian Defence Force.